



Transit Board Meeting
AGENDA

**AMES TRANSIT AGENCY
BOARD OF TRUSTEES**

CYRIDE CONFERENCE ROOM – May 21, 2026

1. CALL TO ORDER: 4:30 p.m.
2. Approval of Minutes from April 16, 2026
3. Public Comments
4. Award of Contract for Video Surveillance Systems
5. Monthly Report
6. Summer Meeting Dates / Times
 - June 18, 2026, 4:30 p.m.
 - July 16, 2026, 4:30 p.m.
7. Adjourn

APRIL 16, 2026
AMES TRANSIT AGENCY BOARD OF TRUSTEES

The Ames Transit Agency Board of Trustees met on April 16, 2026, at 4:30 p.m. in the CyRide Conference room. President Boland called the meeting to order at 4:31 p.m., with Trustees Junck, Lee, Neal, and Schainker present.

APPROVAL OF MARCH 19, 2026, MINUTES:

Trustee Neal made a motion to adopt the March 19, 2026, Transit Board minutes as presented; Trustee Lee seconded the motion. (Ayes: 5 Nays: 0) Motion carried.

PUBLIC COMMENTS:

None.

OIL AND LUBRICANTS CONTRACT CHANGE ORDER:

Director Neal requested board approval of a change order for CyRide's oil and lubricants contract. CyRide has a joint contract with Fleet Services for oil and lubricants to get better pricing. For FY 2026, CyRide's portion of the contract was \$34,000. After the contract renewal was awarded, CyRide received invoices totaling \$12,419.99 from Heritage Petroleum LLC for the previous fiscal year. Due to the late receipt, those invoices couldn't be included in the determination of FY 2026's contract amount. To account for last year's invoices and remaining usage through the end of this fiscal year, staff is requesting to increase the contract to \$62,000. The change order requested would not exceed the budgeted amount.

Director Neal requested board approval of Alternative #1, to approve the change order and revised contract amount to \$62,000 with Heritage Petroleum of Evansville, IN. Approving the change order would support ongoing operations and ensure continuity of the joint contract.

Trustee Neal made a motion to approve Alternative #1; Trustee Lee seconded the motion. (Ayes: 5 Nays: 0) Motion carried.

HIRTA CONTRACT AND ANNUAL CUSTOMER SURVEY:

Director Neal requested approval to continue subcontracting CyRide's complementary paratransit service, Dial-A-Ride (DAR). CyRide is currently in a three-year contract with HIRTA for DAR services, with the option to extend the contract by two additional years. FY 2026 would represent the third year of the contract. Three areas were presented to the board to assist in the decision-making process: the annual DAR survey results, performance measures, and the proposed contract rates.

In summary, the DAR survey results showed that 88.9% of respondents were satisfied with HIRTA's service overall, which was up from 85.8% last year. Driver satisfaction was also very strong. For performance measures, ridership increased to 16,249 trips last year, up from 14,608 the previous year, and all performance goals were met. Staff proposed modifying one performance goal, to increase the passengers per revenue hour goal to 2.5, to better reflect current efficiency. HIRTA has expressed interest in continuing to provide DAR services on CyRide's behalf. They have proposed a 2.5% increase on weekdays with no change to evening or weekend rates.

Director Neal recommended approval of Alternative #1, to continue the contract with HIRTA, which has proven to be a cost-effective approach to serving individuals who need specialized transportation. It maintains consistent service for passengers while avoiding the high cost associated with CyRide directly operating the service.

Trustee Neal made a motion to approve Alternative #1; Trustee Schainker seconded the motion. (Ayes: 5 Nays: 0) Motion carried.

STATE GRANT AND PUBLIC TRANSIT INFRASTRUCTURE GRANT (PTIG) APPLICATIONS:

Director Neal requested approval of CyRide's State Grant and Public Infrastructure Grant (PTIG) applications. The applications are due May 1, 2026, and, if approved, funding would be available for the FY 2027 budget year to support operation and capital needs. State Transit Assistance is expected to be approximately \$1,100,000 and is guaranteed funding with no local match requirement. Section 5310 funding is included in the operating budget and capital improvements plan (CIP) and is anticipated to be approximately \$515,000. Section 5339 funding is for bus replacements and is competitively selected. Last year, the Board approved submission in the statewide discretionary application, which included CyRide buses for replacement. The state has since been awarded funding, but CyRide has not yet received confirmation on how many vehicles CyRide will receive. Those buses have been included in this year's application to maintain eligibility as those funds are distributed. PTIG projects are competitively selected at the state level, and CyRide will be notified if selected during FY 2027. CyRide is requesting PTIG funding to replace portions of its roof and HVAC systems that have exceeded their useful life, as well as to add fall protection measures to improve safety for employees working on the roof.

Director Neal recommended approval of Alternative #1, to approve the FY 2027 State Grant and Public Transit Infrastructure Grant applications as presented, which would help support transit in the Ames community and reduce the local funding required from our funding partners.

Trustee Schainker made a motion to approve Alternative #1; Trustee Junck seconded the motion. (Ayes: 5 Nays: 0) Motion carried.

MONTHLY REPORT:

Fuel Contract: The current fuel contract will expire on June 30, 2026. A new Invitation to Bid will be issued to re-bid the fuel contract before the current contract expires.

Video Surveillance System: CyRide released a Request for Proposal to establish a contract to replace mobile video security systems as they reach the end of their useful life. Bids were due April 13, 2026, and staff will review the proposals and bring a recommendation to the May meeting.

Facility Janitorial Services Contract: The current janitorial services contract is set to expire on June 30, 2026. CyRide will be releasing a Request for Proposal to establish a new contract, which will be brought to the board for consideration.

Outgoing Board Members: Recognition was given to Lauren Neal and Emily Boland for their service to the Transit Board. CyRide staff and board members expressed their appreciation of Lauren and Emily's time and commitment to CyRide during their tenure.

Spring/Summer meeting dates:

- May 21, 2026, 4:30 p.m.
- June 18, 2026, 4:30 p.m.
- July 16, 2026, 4:30 p.m.

Adjourn: Trustee Lee made a motion to adjourn at 4:50 p.m.; Trustee Neal seconded the motion. (Ayes: 5 Nays: 0) Motion carried.

, President

Cheryl Spencer, Recording Secretary

May 21, 2026
Award of Contract for Video Surveillance Systems
CyRide Resource: James Rendall, Keith Wilbur

BACKGROUND:

All CyRide fixed route vehicles are equipped with video surveillance systems that record multiple areas inside and outside the vehicle. These systems are critical for providing liability protection while also ensuring passenger safety and security.

CyRide last issued a Request for Proposals (RFP) for video surveillance systems in 2021, and that contract has expired. On March 17, 2026, CyRide, in coordination with the Purchasing division, issued a Request for Proposal (RFP No. 2026-096) for a new video surveillance system, with bids due back on April 13, 2026. The proposal documents establish an initial contract period from the date of award through December 31, 2026, with four 12-month renewal options.

CyRide received seven responses. Bids were evaluated and ranked based on overall system functionality, total system cost, installation costs, and references. The results of the initial evaluation are shown below:

Vendor	Technical Evaluation	Cost	Total Score
IDIS Americas, Inc.	1085	300	1385
Safe Fleet	980	300	1280
Safety Vision, LLC	995	310	1305
Angel Trax	450	750	1200
Gatekeeper Systems USA Inc.	875	320	1195
Mitech Technology LLC DBA EYERIDE	445	580	1025
Minuteman Security & Life Safety	410	150	560

To ensure the final product would be a good fit for the organization, the review committee met with the three highest-scoring vendors to clarify details of their hardware and software offerings. Following the presentations, scores were finalized, and the results are shown below.

Vendor	Initial Review Score	Presentation Score	Total Score
IDIS Americas, Inc.	1385	1810	3195
Safe Fleet	1280	1275	2555
Safety Vision, LLC	1305	1180	2485

The proposal from IDIS Americas, Inc., was determined to have the best overall value for CyRide. In addition to robust hardware and software, the IDIS proposal includes no ongoing licensing costs and a 0% increase in component pricing for the duration of the contract. If awarded, the new IDIS systems would be installed on CyRide buses as needed. Purchases made under this contract will be consistent with the Board-approved capital plan, and any purchases exceeding \$50,000 will be brought to the Board for approval.

ALTERNATIVES:

1. Approve award of contract to IDIS Americas, Inc., of Coppel, TX, for an initial contract period through December 31, 2026, with the option of four 12-month renewal periods.
2. Direct staff to proceed according to Transit Board priorities.

RECOMMENDATION:

The Transit Director recommends approval of Alternative #1, awarding a contract to IDIS Americas, Inc. Video surveillance systems are critical for maintaining safe transit operations, and continued investment in these systems will help ensure CyRide's equipment stays in a state of good repair.



May 21, 2026
Monthly Report
CyRide Resource: Barbara Neal

1. Conflict of Interest

The City of Ames requests that employees, members of city boards and commissions, council members, and the mayor submit a conflict of interest disclosure form each year or any time changes occur. The form is attached to the board packet and will be emailed to the members attending the meeting remotely. Board members may give these forms to CyRide for processing, or you may complete the form via email.

2. Local Bus Roadeo

The annual CyRide Roadeo will be held Saturday, June 6, at the CyRide facility. This event is not just a competition but an opportunity to come together and celebrate the skills of our employees. Participants will maneuver a 40' bus through a tight, challenging obstacle course of cones, tennis balls, and barrels to accumulate as many points as possible. The course is timed and each obstacle is designed to test the same skills that our drivers use daily. All CyRide employees with a CDL are eligible to compete. Family and friends are invited to watch, help with judging, and enjoy snacks provided by the CyRide Breakroom Committee. The top finishers will be given the opportunity to represent CyRide at the state roadeo. Board members are welcome to attend. The event will run from 9:00 a.m. until approximately noon, with awards given to our winners at the end of the competition.



Family and friends are invited to watch, help with judging, and enjoy snacks provided by the CyRide Breakroom Committee. The top finishers will be given the opportunity to represent CyRide at the state roadeo. Board members are welcome to attend. The event will run from 9:00 a.m. until approximately noon, with awards given to our winners at the end of the competition.

3. Third Quarterly Report

Each quarter, a detailed report is prepared on the overall performance of CyRide, including fixed-route, Dial-A-Ride, and Moonlight Express services. These reports are used to track performance over time and monitor system trends. Attached are the quarterly operations report and summary of key performance measures for the third quarter of the fiscal year, January 2026 through March of 2026.



CITY OF AMES CONFLICT OF INTEREST DISCLOSURE RELATED PARTIES

It is the intent of the City's Conflict of Interest Policy to comply with applicable statutory requirements and to avoid any appearance of a conflict of interest on the part of the City.

Section 1. Complete the following.

Last Name:	First Name:	Middle Name:
Position:	Department:	Appointed Board or Commission:

No business ownership or employment for you, your spouse, child, parent or sibling (go to Section 4 below, sign and submit).
 Yes, one of the following applies (go to Section 2 below).
 - Employee owns all or part of a business.
 - Your spouse, child, parent, or sibling owns all or part of a business.
 - You, your spouse, child, parent or sibling receive sales commission or any direct monetary gain as the result of a purchase by the City.

Section 2. If answered Yes, complete the following.

Enter the name of business and relationship: **Owner Employee**

Name of Business Name of owner/employee and relationship to City Employee

Name of Business Name of owner/employee and relationship to City Employee

Unsure if there is a conflict, complete Section 3.

Section 3. Report employment of employee, spouse, child, parent, or sibling. Purchasing Manager will review and notify you of the findings.

A new form must be submitted annually and at the time of any changes.

Section 4. Acknowledgment of the Employee.

I have read and understand the Conflict of Interest Policies and Code of Ethics in Chapter 13 of the Purchasing Policies and Procedures. I agree to report promptly any direct or indirect conflict of interest that arises during my employment at the City of Ames to comply with this policy and its procedures.

Printed Name

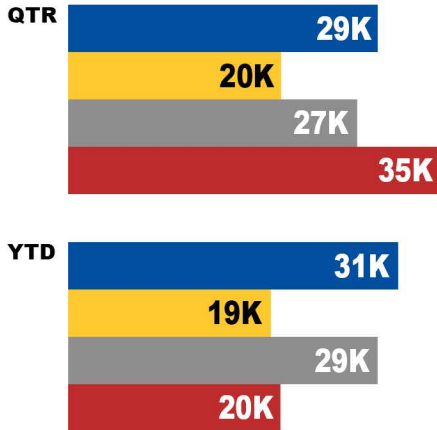
Date

Please direct questions to either your supervisor or the Purchasing Manager (515-239-5125)

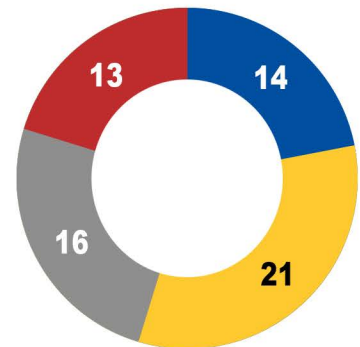
CyRide Quarterly Operations Report

January 1, 2026 to March 31, 2026 (3rd Quarter FY26)
System Overview - Safety/Fleet

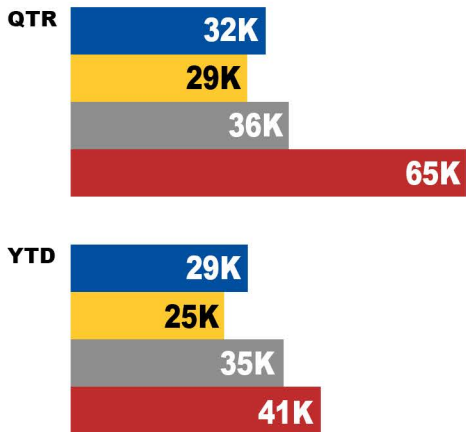
Miles between Preventable Accidents



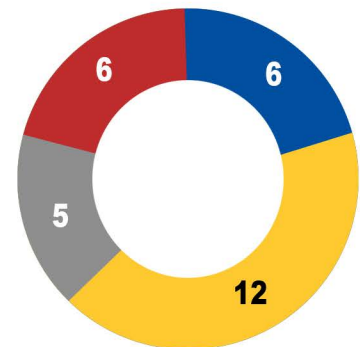
Preventable Accidents per Quarter



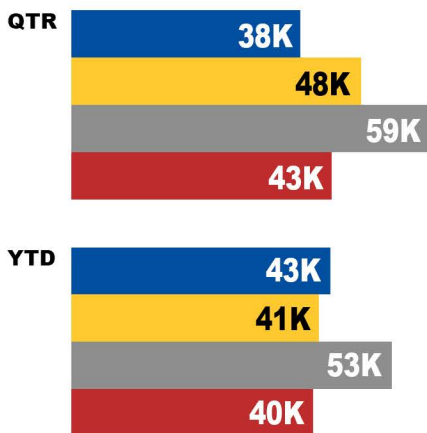
Miles between Major Mechanical Issues



Road Calls per Quarter



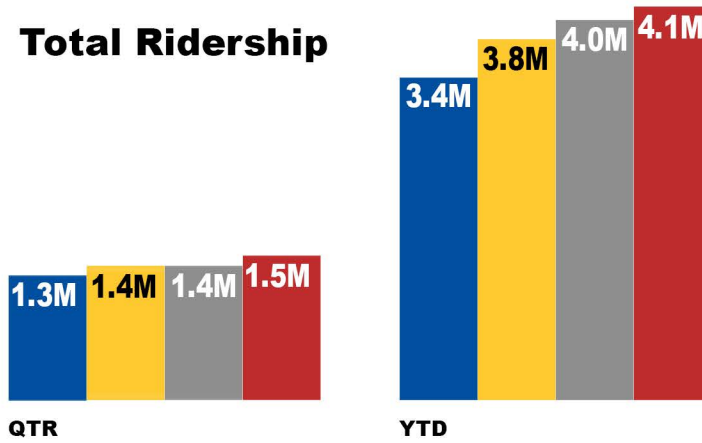
Passengers per Comment



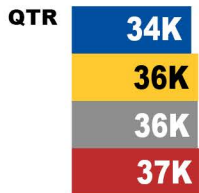
CyRide Quarterly Operations Report

January 1, 2026 to March 31, 2026 (3rd Quarter FY26)
System Overview - Efficiency

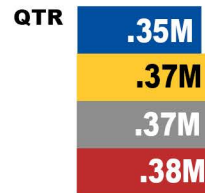
Total Ridership



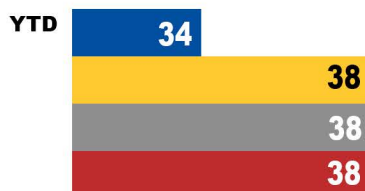
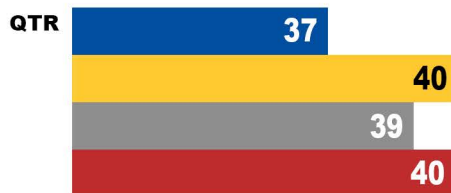
Revenue Hours



Revenue Miles



Passengers per Revenue Hour



Passengers per Revenue Mile



CYRIDE QUARTERLY OPERATIONS REPORT

January 1st, 2026 to March 31st, 2026 (3rd Quarter)

	FY 2026 3rd Qtr	FY 2025 3rd Qtr	% CHANGE	FY 2026 YTD	FY 2025 YTD	% CHANGE
MAINTENANCE						
Interior Clean	0	41	-100.0%	67	155	-56.8%
Shop Road Calls	6	5	20.0%	23	30	-23.3%
Miles per Shop Road Call	75,448	87,535	-13.8%	61,042	42,574	43.4%
NTD Minor Mech.	160	170	-5.9%	487	462	5.4%
NTD Major Mech.	7	12	-41.7%	34	36	-5.6%
Total NTD Mechanical Prob.	167	182	-8.2%	521	498	4.6%
Miles per Major Mech.	64,670	36,473	77.3%	41,293	35,479	16.4%
Gasoline Vehicles						
Gas Miles Driven	43,481	39,747	9.4%	152,031	127,097	19.6%
Total Gallons Gas	4,555	4,042	12.7%	16,599	15,575	6.6%
Total Gas Cost	\$10,853	\$9,955	9.0%	\$41,246	\$42,732	-3.5%
Avg. Gas Cost/Gallon	\$2.38	\$2.46	-3.3%	\$2.48	\$2.74	-9.4%
Gas Cost per Mile	\$0.25	\$0.25	-0.3%	\$0.27	\$0.34	-19.3%
Average Gas MPG	9.5	9.8	-2.9%	9.2	8.2	12.2%
Diesel Vehicles						
Diesel Miles Driven	386,947	386,947	0.0%	1,170,244	1,115,551	4.9%
Total Gallons Diesel	88,223	85,117	3.6%	245,030	255,079	-3.9%
Total Diesel Cost	236,149	195,373	20.9%	\$618,479	\$594,273	4.1%
Avg. Diesel Cost/Gallon	\$2.68	\$2.30	16.6%	\$2.52	\$2.33	8.3%
Diesel Cost per Mile	\$0.61	\$0.50	20.9%	\$0.53	\$0.53	-0.8%
Average Diesel MPG	4.0	4.5	-11.4%	4.0	4.4	-8.0%
Electric Vehicles						
Electric Miles Driven	22,262.0	10,979.0	102.8%	81,692.0	34,585.0	136.2%
All Vehicles						
Total Miles Driven	452,690	437,673	3.4%	1,403,967	1,277,233	9.9%
Total Gallons Fuel	92,778	89,159	4.1%	261,629	270,655	-3.3%
Total Fuel Cost	\$247,002	\$205,328	20.3%	\$659,725	\$637,005	3.6%
Avg. Cost/Gallon	\$2.66	\$2.30	15.6%	\$2.52	\$2.35	7.1%
Total Cost per Mile	\$0.55	\$0.47	16.3%	\$0.47	\$0.50	-5.8%
Avg. MPG all Vehicles	4.6	4.8	-3.1%	5.1	4.6	10.1%
Small Bus/Sup. Mileage	22,262	18,661	19.3%	81,692	74,978	9.0%
Large Bus Mileage	430,428	419,012	2.7%	1,322,275	1,202,255	10.0%
% Rev. Mi./Total Miles	83.6%	85.0%	-1.7%	79.6%	85.6%	-7.1%
Percentage Small Bus	4.9%	4.3%	15.3%	5.8%	5.9%	-0.9%
Maintenance Expense	\$878,379	\$935,552	-6.1%	\$2,515,296	\$2,623,568	-4.1%

CYRIDE QUARTERLY OPERATIONS REPORT

January 1st, 2026 to March 31st, 2026 (3rd Quarter)

	FY 2026 3rd Qtr	FY 2025 3rd Qtr	% CHANGE	FY 2026 YTD	FY 2025 YTD	% CHANGE
OPERATIONS						
Total Passengers	1,501,367	1,404,982	6.9%	4,151,913	4,009,609	3.5%
Average Drivers per Month	154.3	160.0	-3.6%	154.3	155.9	-1.0%
Driving Hours	49,919	49,691	0.5%	148,690	145,011	2.5%
Drivers Late	51	45	13.3%	201	127	58.3%
Drivers No Show	14	7	100.0%	28	33	-15.2%
Late/No Show per Driver	0.42	0.33	29.6%	1.48	1.03	44.5%
Total Comments	35	24	45.8%	104	75	38.7%
Driver Fault	10	8	25.0%	40	31	29.0%
Undetermined	2	0	#DIV/0!	4	2	100.0%
No Fault	2	10	-80.0%	11	27	-59.3%
System Complaints	10	4	150.0%	28	8	250.0%
Service Requests	7	1	600.0%	14	3	366.7%
Compliments	4	1	300.0%	7	4	75.0%
Passengers/Comment	<u>42,896</u>	<u>58,541</u>	<u>-26.7%</u>	<u>39,922</u>	<u>53,461</u>	<u>-25.3%</u>
Pass./Complaint (D & U)	125,114	175,623	-28.8%	94,362	121,503	-22.3%
Driving Hours/Comment	1,426	2,070	-31.1%	1,430	1,933	-26.1%
Driving Hrs/Comment (D&U)	4,160	6,211	-33.0%	3,379	4,394	-23.1%
Accident Reports	18	25	-28.0%	93	67	38.8%
Preventable Accidents	13	16	-18.8%	70	44	59.1%
Percent Preventable	72.2%	64.0%	12.8%	75.3%	65.7%	14.6%
Miles/Prev. Accident	34,822	27,355	27.3%	20,057	29,028	-30.9%
Hours/Prev. Accident	3,840	3,106	23.6%	2,124	3,296	-35.5%
Unreported Accidents	2	3	-33.3%	8	9	-11.1%
Damage to Buses/Equip.						
Caused by CyRide	\$6,597	\$5,480	20.4%	20,219.15	24,527.96	-17.6%
Caused by Others	\$1,345	\$6,575	-79.5%	12,254.08	10,761.86	13.9%
Caused by Unreported	\$2,312	\$2,605	-11.2%	3,816.50	4,711.19	-19.0%
Claims by Others (#)	3	3	0.0%	8	6	33.3%
Claims by Others (\$)	\$1,345	\$6,172	-78.2%	\$6,248	\$8,230	-24.1%
Personal Injury Claims	\$0	\$0	#DIV/0!	\$0	\$0	#DIV/0!
Operations Expense	\$2,241,094	\$2,348,179	-4.6%	\$6,925,376	\$6,455,589	7.3%
SYSTEM TOTAL						
Passengers	1,501,367	1,404,982	6.9%	4,151,913	4,009,609	3.5%
Revenue Miles	378,321	372,062	1.7%	1,117,501	1,093,858	2.2%
Revenue Hours	37,052	35,971	3.0%	108,811	105,049	3.6%
Revenue Miles per Hour	10.2	10.3	-1.3%	10.3	10.4	-1.4%
Pass./Rev. Mile	4.0	3.8	5.1%	3.7	3.7	1.4%
Pass./Rev. Hour	40.5	39.1	3.7%	38.2	38.2	0.0%
Operations Expense	\$2,241,094	\$2,348,179	-4.6%	\$6,925,376	\$6,455,589	7.3%
Maintenance Expense	<u>\$878,379</u>	<u>\$935,552</u>	<u>-6.1%</u>	<u>\$2,515,296</u>	<u>\$2,623,568</u>	<u>-4.1%</u>
Total Expenses	<u>\$3,119,473</u>	<u>\$3,283,731</u>	<u>-5.0%</u>	<u>\$9,440,672</u>	<u>\$9,079,157</u>	<u>4.0%</u>
Farebox Revenue	\$45,881	\$45,118	1.7%	\$147,976	\$157,201	-5.9%
Rev./Exp. Ratio	1.5%	1.4%	7.0%	1.6%	1.7%	-9.5%
Oper. Exp./Passenger	\$2.08	\$2.34	-11.1%	\$2.27	\$2.26	0.4%
Oper. Exp./Rev. Mile	\$8.25	\$8.83	-6.6%	\$8.45	\$8.30	1.8%
Oper. Exp./Rev. Hour	\$84.19	\$91.29	-7.8%	\$86.76	\$86.43	0.4%

CYRIDE QUARTERLY OPERATIONS REPORT

January 1st, 2026 to March 31st, 2026 (3rd Quarter)

	FY 2026 3rd Qtr	FY 2025 3rd Qtr	% CHANGE	FY 2026 YTD	FY 2025 YTD	% CHANGE
FIXED ROUTE						
Fixed Route Passengers	1,493,135	1,397,079	6.9%	4,127,146	3,984,711	3.6%
Shuttle Passengers	0	0	#DIV/0!	0	0	#DIV/0!
Total Passengers	<u>1,493,135</u>	<u>1,397,079</u>	<u>6.9%</u>	<u>4,127,146</u>	<u>3,984,711</u>	<u>3.6%</u>
Transfers	4,725	4,991	-5.3%	15,584	19,999	-22.1%
Revenue Miles	356,713	350,615	1.7%	1,054,614	1,026,735	2.7%
Revenue Hours	35,441	34,373	3.1%	104,015	100,226	3.8%
Revenue Miles per Hour	10.1	10.2	-1.3%	10.1	10.2	-1.0%
Pass./Rev. Mile	4.2	4.0	5.0%	3.9	3.9	0.8%
Pass./Rev. Hour	42.1	40.6	3.7%	39.7	39.8	-0.2%
Operations Expense	\$2,134,529	\$2,248,294	-5.1%	\$6,614,245	\$6,156,207	7.4%
Maintenance Expense	<u>\$865,909</u>	<u>\$923,199</u>	<u>-6.2%</u>	<u>\$2,478,186</u>	<u>\$2,587,433</u>	<u>-4.2%</u>
Total Expenses	<u>\$3,000,438</u>	<u>\$3,171,493</u>	<u>-5.4%</u>	<u>\$9,092,431</u>	<u>\$8,743,640</u>	<u>4.0%</u>
Farebox Revenue	\$38,237	\$38,200	0.1%	\$126,648	\$136,561	-7.3%
Rev./Exp. Ratio	1.3%	1.2%	5.8%	1.4%	1.6%	-10.8%
Exp./Passenger	\$2.01	\$2.27	-11.5%	\$2.20	\$2.19	0.4%
Exp./Rev. Mile	\$8.41	\$9.05	-7.0%	\$8.62	\$8.52	1.2%
Exp./Rev. Hour	\$84.66	\$92.27	-8.2%	\$87.41	\$87.24	0.2%
DIAL-A-RIDE						
Passengers	4,222	3,886	8.6%	12,072	12,032	0.3%
Revenue Miles	16,290	16,046	1.5%	47,062	51,323	-8.3%
Revenue Hours	1,149	1,070	7.4%	3,305	3,282	0.7%
Revenue Miles per Hour	14.2	15.0	-5.5%	14.2	15.6	-8.9%
Pass./Rev. Mile	0.26	0.24	7.0%	0.26	0.23	9.4%
Pass./Rev. Hour	3.7	3.6	1.2%	3.7	3.7	-0.4%
Operations Expense	\$89,445	\$81,795	9.4%	\$258,296	\$246,848	4.6%
Maintenance Expense	<u>\$0</u>	<u>\$0</u>	<u>#DIV/0!</u>	<u>\$0</u>	<u>\$0</u>	<u>#DIV/0!</u>
Total Expenses	<u>\$89,445</u>	<u>\$81,795</u>	<u>9.4%</u>	<u>\$258,296</u>	<u>\$246,848</u>	<u>4.6%</u>
Farebox Revenue	\$7,644	\$6,918	10.5%	\$21,328	\$20,640	3.3%
Rev./Exp. Ratio	8.5%	8.5%	1.0%	8.3%	8.4%	-1.2%
Exp./Passenger	\$21.19	\$21.05	0.7%	\$21.40	\$20.52	4.3%
Exp./Rev. Mile	\$5.49	\$5.10	7.7%	\$5.49	\$4.81	14.1%
Exp./Rev. Hour	\$77.85	\$76.44	1.8%	\$78.15	\$75.21	3.9%
MOONLIGHT EXPRESS						
Passengers	4,010	4,017	-0.2%	12,695	12,866	-1.3%
Revenue Miles	5,318	5,401	-1.5%	15,825	15,800	0.2%
Revenue Hours	462	528	-12.5%	1,490	1,541	-3.3%
Revenue Miles per Hour	11.5	10.2	12.5%	10.6	10.3	3.6%
Pass./Rev. Mile	0.8	0.7	1.4%	0.8	0.8	-1.5%
Pass./Rev. Hour	8.7	7.6	14.1%	8.5	8.3	2.0%
Operations Expense	\$17,120	\$18,090	-5.4%	\$52,835	\$52,534	0.6%
Maintenance Expense	<u>\$12,470</u>	<u>\$12,353</u>	<u>0.9%</u>	<u>\$37,110</u>	<u>\$36,135</u>	<u>2.7%</u>
Total Expenses	<u>\$29,590</u>	<u>\$30,443</u>	<u>-2.8%</u>	<u>\$89,945</u>	<u>\$88,669</u>	<u>1.4%</u>
Exp./Passenger	\$7.38	\$7.58	-2.6%	\$7.09	\$6.89	2.8%
Exp./Rev. Mile	\$5.56	\$5.64	-1.3%	\$5.68	\$5.61	1.3%
Exp./Rev. Hour	\$64.09	\$57.70	11.1%	\$60.35	\$57.53	4.9%

CYRIDE QUARTERLY OPERATIONS REPORT

January 1st, 2026 to March 31st, 2026 (3rd Quarter)

	FY 2026 3rd Qtr	FY 2025 3rd Qtr	% CHANGE	FY 2026 YTD	FY 2025 YTD	% CHANGE
OPERATIONS REVENUE						
Farebox	\$45,881	\$45,118	1.7%	\$147,976	\$157,201	-5.9%
Transit Contracts	\$275,796	\$273,105	1.0%	\$275,796	\$273,105	1.0%
I.S.U.	\$976,790	\$952,966	2.5%	\$976,790	\$952,966	2.5%
Student Government	\$3,166,541	\$2,726,737	16.1%	\$3,848,517	\$5,670,497	-32.1%
City of Ames	\$102,904	\$1,274,963	-91.9%	\$1,310,484	\$1,274,963	2.8%
IDOT - STA	\$264,919	\$270,976	-2.2%	\$864,516	\$844,311	2.4%
Section 5307	\$1,359,607	\$1,263,174	7.6%	\$1,934,068	\$2,216,770	-12.8%
Other Grants	\$330,540	\$72,148	358.1%	\$455,347	\$191,846	137.4%
Other	\$157,575	\$163,056	-3.4%	\$359,366	\$383,821	-6.4%
Total Operating Revenue	\$6,680,553	\$7,042,243	-5.1%	\$10,172,860	\$11,965,480	-15.0%
TOTAL EXPENSES						
Administration	\$432,047	\$393,883	9.7%	\$1,273,375	\$1,127,418	12.9%
Safety & Training	\$150,375	\$165,918	-9.4%	\$477,044	\$494,053	-3.4%
Promotion	\$0	\$0	#DIV/0!	\$1,564	\$0	#DIV/0!
Bldg. & Grounds	\$130,685	\$187,966	-30.5%	\$352,527	\$363,817	-3.1%
Fixed Route	\$3,000,438	\$3,171,493	-5.4%	\$9,092,431	\$8,743,640	4.0%
Dial-A-Ride	\$89,445	\$81,795	9.4%	\$258,296	\$246,848	4.6%
Moonlight Express	\$29,590	\$30,443	-2.8%	\$89,945	\$88,669	1.4%
Operating Total	\$3,832,580	\$4,031,498	-4.9%	\$11,545,182	\$11,064,445	4.3%
Farebox Revenue	\$45,881	\$45,118	1.7%	\$147,976	\$157,201	-5.9%
Farebox Rev./Exp. Ratio	1.2%	1.1%	7.0%	1.3%	1.4%	-9.8%
Admin. Expense/Pass.	\$0.47	\$0.53	-10.8%	\$0.51	\$0.50	2.4%
Admin. Exp./Rev. Mile	\$1.88	\$2.01	-6.2%	\$1.88	\$1.81	3.8%
Admin. Exp./Rev. Hour	\$19.25	\$20.79	-7.4%	\$19.34	\$18.90	2.3%
Total Expense/Passenger	\$2.55	\$2.87	-11.0%	\$2.78	\$2.76	0.8%
Total Expense/Rev. Mile	\$10.13	\$10.84	-6.5%	\$10.33	\$10.12	2.1%
Total Expense/Rev. Hour	\$103.44	\$112.08	-7.7%	\$106.10	\$105.33	0.7%