



Transit Board Meeting
AGENDA

**AMES TRANSIT AGENCY
BOARD OF TRUSTEES**

CYRIDE CONFERENCE ROOM – March 19, 2026

1. CALL TO ORDER: 4:30 p.m.
2. Approval of Minutes from December 18, 2025, and January 15, 2026
3. Public Comments
4. 40' Diesel Bus Purchase Change Order
5. Award of Contract for Purchase of 40' Diesel Buses
6. Spring Meeting Dates / Times
 - April 16, 2026, 4:30 p.m.
 - May 21, 2026, 4:30 p.m.
7. Adjourn



**DECEMBER 18, 2025
AMES TRANSIT AGENCY BOARD OF TRUSTEES**

The Ames Transit Agency Board of Trustees met on December 18, 2025, at 4:30 p.m. in the CyRide Conference room. President Boland called the meeting to order at 4:31 p.m. with Trustees Junck, Neal, Norton, and Schainker present.

APPROVAL OF NOVEMBER 20, 2025, MINUTES:

Trustee Norton made a motion to adopt the November 20, 2025, Transit Board minutes as presented; Trustee Schainker seconded the motion. (Ayes: 5 Nays: 0) Motion carried.

PUBLIC COMMENTS:

None.

MEMORANDUM OF UNDERSTANDING RENEWAL WITH STORY COUNTY MEDICAL CENTER:

Director Neal requested board approval of a Memorandum of Understanding (MOU) with Story County Medical Center. The current MOU was last executed in 2022 and is set to expire on December 31, 2025. The MOU allows CyRide to provide transportation services if Story County issues an emergency proclamation. The transportation support provided will remain subject to CyRide's available resources and the Transit Director's determination of operation priorities. The MOU had been reviewed and approved by the Legal Department.

Director Neal requested board approval of Alternative #1, to approve the Memorandum of Understanding with the Story County Medical Center for Emergency Transportation Services to support emergency preparedness and strengthen regional emergency coordination.

Trustee Schainker made a motion to approve Alternative #1; Trustee Neal seconded the motion.

(Ayes: 5 Nays: 0) Motion carried.

AWARD OF CONTRACT FOR PURCHASE OF VIDEO SURVEILLANCE SYSTEMS:

Director Neal requested board approval to purchase bus video surveillance systems. All fixed-route buses are equipped with surveillance systems that monitor both the interior and exterior of the vehicles. These systems are critical for providing liability protection and ensuring passenger safety and security. CyRide recently received five 40' battery electric buses and two 60' articulated buses. During the final design phase of the bus purchase, the cost provided by the manufacturer to install the cameras was evaluated, and it was determined that purchasing and installing the video surveillance systems after vehicle delivery would result in a lower overall cost. CyRide's current vendor, Safety Vision, provided pricing of \$66,703.94 for the seven buses, which included onsite installation and all required hardware.

Director Neal requested board approval of Alternative #1, to approve the purchase of seven surveillance systems for CyRide's new buses, which are an important component of safe transit operations and will help ensure CyRide's vehicles remain in a state of good repair.

Trustee Norton made a motion to approve Alternative #1; Trustee Neal seconded the motion.

(Ayes: 5 Nays: 0) Motion carried.

AWARD OF CONTRACT FOR BUS SHELTER PURCHASE:

Director Neal requested board approval for the purchase of bus shelters. CyRide currently has fifty shelters, of which 14 of them are the modern style, installed at bus stops systemwide, which improve the rider experience by providing seating, route information, and protection from unfavorable outdoor conditions. Staff worked with the Purchasing Division and determined that a single-source procurement from Columbia Equipment Company to purchase additional modern shelters would provide the best value. During the last review process of the bus stop plan, it was determined that a slightly smaller shelter would be appropriate for some future locations. Columbia Equipment Company provided updated pricing of \$28,500 for the large red-arch shelter and \$24,300 for the medium-sized shelter. The plan for the shelters is for them to be placed at the Fitch Family Aquatic Center, Bloomington and Grand Avenue, South Dakota and Dickinson, and the Towers Turnaround. The final award of contract will be subject to approval by the Iowa Department of Transportation Office of Public Transit.

Director Neal requested board approval of Alternative #1, to approve the single-source procurement from Columbia Equipment Company of Manhattan, New York, in the amount of \$109,800 for the purchase of four modern bus shelters, which will provide additional amenities for CyRide's passengers and continue to support a consistent, positive appearance for CyRide.

Trustee Neal made a motion to approve Alternative #1; Trustee Schainker seconded the motion.

(Ayes: 5 Nays: 0) Motion carried.

FY 2027 BUDGET:

Director Neal presented the FY 2027 budget, which is required to be approved by January 21, 2026. CyRide will continue focusing on supporting and growing its large ridership base and connecting people to their community with safe and efficient transportation that exceeds customer expectations. The budget also supports the goal of reducing emissions and providing a sustainable community in which to live. Ongoing efforts to attract, hire, and retain employees will remain a high priority to ensure CyRide can deliver the services on which the community depends. Ridership remains strong and is projected to be more than five million rides this year. Maintaining strong ridership is central to CyRide, as more than \$2.4 million in federal funding is tied to CyRide's ridership and ability to outperform transit agencies serving much larger communities. Focusing on the rider experience and delivering the highest level of customer service will be essential.

The current year's adopted revenues, the 5-year pro forma detailing both operating and capital funds, the current year's adopted expenses, and the three reserve fund balances were reviewed with the board. Director Neal then presented the FY 2027 operating budget, representing an overall increase of 4.5% of total expenditures, and a 3.5% increase from the three local funding partners. The 5-year Capital Improvements Plan (CIP) was also presented, which included funding for vehicle replacements, building improvements, technology projects, bus stop renovations, and shop and office equipment.

Director Neal recommended approval of Alternative #1. Approving the FY 2027 budget and CIP as presented allows CyRide to continue offering the high level of transit services upon which the community relies at minimal additional costs to the funding partners.

Board members asked clarifying questions about the average fuel price, the reserve funds, building improvement projects, technology projects, and bus replacements.

Trustee Neal made a motion to approve Alternative #1; Trustee Norton seconded the motion.

(Ayes: 5 Nays: 0) Motion carried.

MONTHLY REPORT:

Rudolph: Rudolph guided the bus on various routes, bringing holiday cheer to riders.

Shop with a Cop: CyRide assisted the Ames Police Department with their annual Shop with a Cop event.

2025 Facility Fire Protection Improvement Project: Sprinkler piping has been installed, and the reconstruction of the lane 1 overhead doorway has been completed.

Spring meeting dates:

- January 15, 2026, 4:30 p.m.
- February 19, 2026, 4:30 p.m.
- March 19, 2026, 4:30 p.m.
- April 16, 2026, 4:30 p.m.
- May 21, 2026, 4:30 p.m.

Adjourn: Trustee Neal made a motion to adjourn at 5:08 p.m.; Trustee Schainker seconded the motion.

(Ayes: 5 Nays: 0) Motion carried.

Emily Boland, President

Cheryl Spencer, Recording Secretary



JANUARY 15, 2026
AMES TRANSIT AGENCY BOARD OF TRUSTEES

The Ames Transit Agency Board of Trustees met on January 15, 2026, at 4:30 p.m. in the CyRide Training room. President Boland called the meeting to order at 4:31 p.m. with Trustees Junck, Lee, Neal, Norton, and Schainker present.

PUBLIC COMMENTS:

None.

SURFACE TRANSPORTATION BLOCK GRANT PROGRAM APPLICATION – FY 2030:

Assistant Director of Operations Crippen requested board approval to submit and execute a Surface Transportation Block Grant (STBG) application to the Ames Area Metropolitan Planning Organization (AAMPO). Grant applications for STBG funding in the FY 2030 budget year are due February 20, 2026. CyRide is requesting \$400,000 for partial funding of a bus purchase in FY 2030.

Assistant Director of Operations Crippen requested board approval of Alternative #1, to approve and authorize the Transit Director to submit and execute a grant request of \$400,000 in bus capital funds from the AAMPO for STBG federal funds in FY 2030. If awarded, the federal funds would help with planned bus purchases and move CyRide toward a more sustainable fleet.

Trustee Neal made a motion to approve Alternative #1; Trustee Schainker seconded the motion.

(Ayes: 6 Nays: 0) Motion carried.

FEDERAL SECTION 5307 GRANT EXECUTION – FFY 2026 STBG FUNDING:

Assistant Director of Operations Crippen requested board approval to execute and file a Section 5307 Surface Transportation Block Grant (STBG) application. CyRide was previously awarded \$225,000 in STBG funding from the AAMPO to support upgrading a 40' bus to a battery electric bus. In July 2025, this amount was increased to \$377,050 to address rising bus costs using currently uncommitted STBG funds within the MPO. This item was separate from the previous board item and represents the final step needed to formally access the federal funds. Formal approval for a bus purchase will be brought to the board at a future meeting once the funding components are finalized.

Assistant Director of Operations Crippen requested board approval of Alternative #1, to authorize the Transit Director to execute and file a Section 5307 Surface Transportation Block Grant application in the amount of \$377,050 to the Federal Transit Administration. Proceeding with the application would allow CyRide to expand its bus fleet and keep local costs to a minimum.

Trustee Norton made a motion to approve Alternative #1; Trustee Junck seconded the motion.

(Ayes: 6 Nays: 0) Motion carried.

BATTERY ELECTRIC BUS PURCHASE CHANGE ORDER

Assistant Director of Operations Crippen requested board approval for a change order for the purchase of CyRide's five new battery electric buses (BEB). In November of 2023, the board approved the purchase of five BEBs from Gillig LLC of Livermore, California. The funding for the total project was a not to exceed amount of \$5,789,480. After the contract was awarded, new federal tariff policies took effect. The Washington contract that was used for the purchase allows the externally imposed costs to be passed through to CyRide, but the final amount wasn't known until the buses were built. For all five buses, the total adjustment is \$12,951.12 per bus for a total of \$64,755.60 or 1.12% of the project. To support the change, staff recommended using approximately \$65,000 from the BEB Reserve Fund to cover the shortfall.

Assistant Director of Operations Crippen requested board approval of Alternative #1, to approve the cost-related change order and establish a new total contract amount of \$5,854,235.60 for the purchase of five battery electric buses from Gillig LLC of Livermore, California.

Trustee Neal made a motion to approve Alternative #1; Trustee Norton seconded the motion.

(Ayes: 6 Nays: 0) Motion carried.

Spring meeting dates:

- February 19, 2026, 4:30 p.m.
- March 19, 2026, 4:30 p.m.
- April 16, 2026, 4:30 p.m.
- May 21, 2026, 4:30 p.m.

Adjourn: Trustee Norton made a motion to adjourn at 4:40 p.m.; Trustee Schainker seconded the motion.

(Ayes: 6 Nays: 0) Motion carried.

Emily Boland, President

Cheryl Spencer, Recording Secretary

March 19, 2026
40' Diesel Bus Purchase Change Order
CyRide Resource: James Rendall

BACKGROUND:

In October 2024, the Transit Board approved a contract for the purchase of two 40' heavy-duty diesel buses from Gillig LLC of Livermore, California, in an amount not to exceed \$1,256,996. The State of Washington cooperative procurement contract was utilized for this purchase.

The funding sources previously approved for this project are summarized below:

Funding Source	Federal	Local	Total
Section 5339 Discretionary Funding	\$879,946	\$155,284	\$1,035,230
Carbon Reduction Program (CRP) Funding	\$43,970	\$10,992	\$54,962
Additional Local Funding (40' Bus Reserve Fund)		\$166,804	\$166,804
Original Total Project Budget	\$923,916	\$333,080	\$1,256,996

After the contract was issued, new tariff policies and finalized bus design specifications affected the final cost of the vehicles. The State of Washington cooperative procurement contract includes a provision allowing manufacturers to pass through documented costs incurred due to tariffs. Gillig has notified CyRide that the tariff cost associated with this vehicle order is \$7,785.91 per bus.

To ensure the vehicles meet operational needs, several design revisions were also required, including dual language signage, rear step lighting, bike rack installation, technology pre-wiring, and other minor operational specification revisions. These design revisions resulted in an additional cost of \$8,463 per bus. The combined impact of the tariff costs and design revisions results in a total increase of \$16,248.91 per bus, or \$32,497.82 for both buses.

This adjustment represents a 2.59% increase to the overall project budget, increasing the total purchase price from \$1,256,996 to \$1,289,493.82. CyRide has reviewed the design change pricing provided by Gillig and determined the pricing to be fair and reasonable. Final documentation supporting the tariff costs is still pending. Once received, CyRide will work with the Purchasing Division to review the documentation prior to payment to ensure the adjustment reflects the final costs incurred and complies with the provisions of the State of Washington cooperative procurement contract.

The Federal Transit Administration (FTA) approved a budget revision to CyRide's 2025 STBG grant to support diesel bus purchases due to a significant shortfall for the purchase of 10 diesel buses across multiple grants this year. The Ames Area Metropolitan Planning Organization (AAMPO) was notified and approved CyRide proceeding with this revision rather than upgrading one diesel bus to a battery electric. As a result of this grant revision, CyRide will not need to provide any additional local funding for the purchase of these two vehicles.

The revised total project budget is summarized below:

Funding Source	Federal	Local	Total
Section 5339 Discretionary Funding	\$879,946	\$155,284	\$1,035,230
Carbon Reduction Program (CRP) Funding	\$43,970	\$10,992	\$54,962
Local Funding (Previously committed)		\$166,804	\$166,804
Surface Transportation Block Grant Funding	\$25,998	\$6,500	\$32,498
Revised Total Project Budget	\$949,914	\$339,580	\$1,289,494

Transit Board approval is required because the cumulative cost of these changes exceeds the previously approved project budget. Approval of this change order is necessary for CyRide to complete acceptance of these vehicles.

ALTERNATIVES:

1. Approve the cost-related change order and establish a new total contract amount of \$1,289,493.82 for the purchase of two 40' heavy-duty diesel buses from Gillig LLC of Livermore, California.
2. Direct staff to proceed according to Transit Board priorities.

RECOMMENDATION:

The Transit Director recommends approval of Alternative #1 to approve the cost-related change order and establish a new total contract amount of \$1,289,493.82. Approval of this change order is necessary to complete acceptance of these vehicles and ensure CyRide continues progress toward fleet replacement priorities and compliance with federal Transit Asset Management requirements.

March 19, 2026

Award of Contract for Purchase of 40' Diesel Buses

CyRide Resource: James Rendall

BACKGROUND:

CyRide has been awarded grant funding through the Iowa Department of Transportation's Carbon Reduction Program (CRP) to replace six 40' heavy-duty diesel buses that are 23 years old and operating beyond their federally defined useful life. Funding for these vehicles was approved in the FY2026 Capital Improvements Plan (CIP).

Due to rapid increases in bus prices, previously programmed Surface Transportation Block Grant (STBG) funding was revised to support diesel bus purchases instead of upgrading two diesel buses to battery electric. The Ames Area Metropolitan Planning Organization (AAMPO) was notified and approved this modification. The 2026 STBG grant is currently pending award through the Federal Transit Administration (FTA). However, CyRide has pre-grant authority to proceed with contract award prior to final grant obligation. CyRide anticipates the 2026 STBG grant will be awarded this summer, well before vehicle delivery.

The project budget based on available grant funding is shown below and was included in the CIP:

Funding Source	Federal	Local	Total
Bus & Bus Facilities (5339)	\$2,545,228	\$499,825	\$3,045,053
Carbon Reduction Program (CRP)	\$406,236	\$101,559	\$507,795
Surface Transportation Block Grant (STBG 2025)	\$269,844	\$67,461	\$337,305
Surface Transportation Block Grant (STBG 2026)	\$377,050	\$94,263	\$471,313
Total Project Budget	\$3,598,358	\$763,108	\$4,361,466

After reviewing procurement options, CyRide determined that the most cost-effective method for purchasing new buses is through the use of a cooperative purchasing schedule. Statewide purchasing schedules allow CyRide to reduce administrative time and leverage the buying power of multiple agencies, which would not be available if CyRide pursued an independent procurement process. Through the State of Iowa, the Washington State cooperative purchasing schedule was identified as the most favorable option for CyRide.

CyRide's current fleet of 40' heavy-duty diesel Gillig Low Floor buses has consistently proven to be cost-effective and reliable. Maintaining a standardized fleet with a single manufacturer results in operational efficiencies, including reduced spare parts inventory, lower training costs, and faster repair times due to greater familiarity with the equipment. As a result, CyRide has selected Gillig as the preferred manufacturer for this purchase with the best value.

Pricing was requested from Gillig, resulting in a cost per bus of \$726,911 for a total purchase price of \$4,361,466. Gillig anticipates delivery of the vehicles approximately 12 months after a purchase order is issued.

The final award of contract is subject to approval by the City Council and the Iowa Department of Transportation Office of Public Transit.

ALTERNATIVES:

1. Approve award of contract for six 40' heavy-duty diesel buses to Gillig LLC of Livermore, California, in the amount of \$4,361,466, contingent upon award of the 2026 STBG grant with the Federal Transit Administration.
2. Do not approve the contract award and direct staff to proceed according to Transit Board priorities.

RECOMMENDATION:

The Transit Director recommends approval of Alternative #1. Replacing obsolete buses with new vehicles will improve service reliability, support CyRide's federal Transit Asset Management (TAM) plan goals, and reduce fleet emissions through newer, cleaner-burning engine technology.

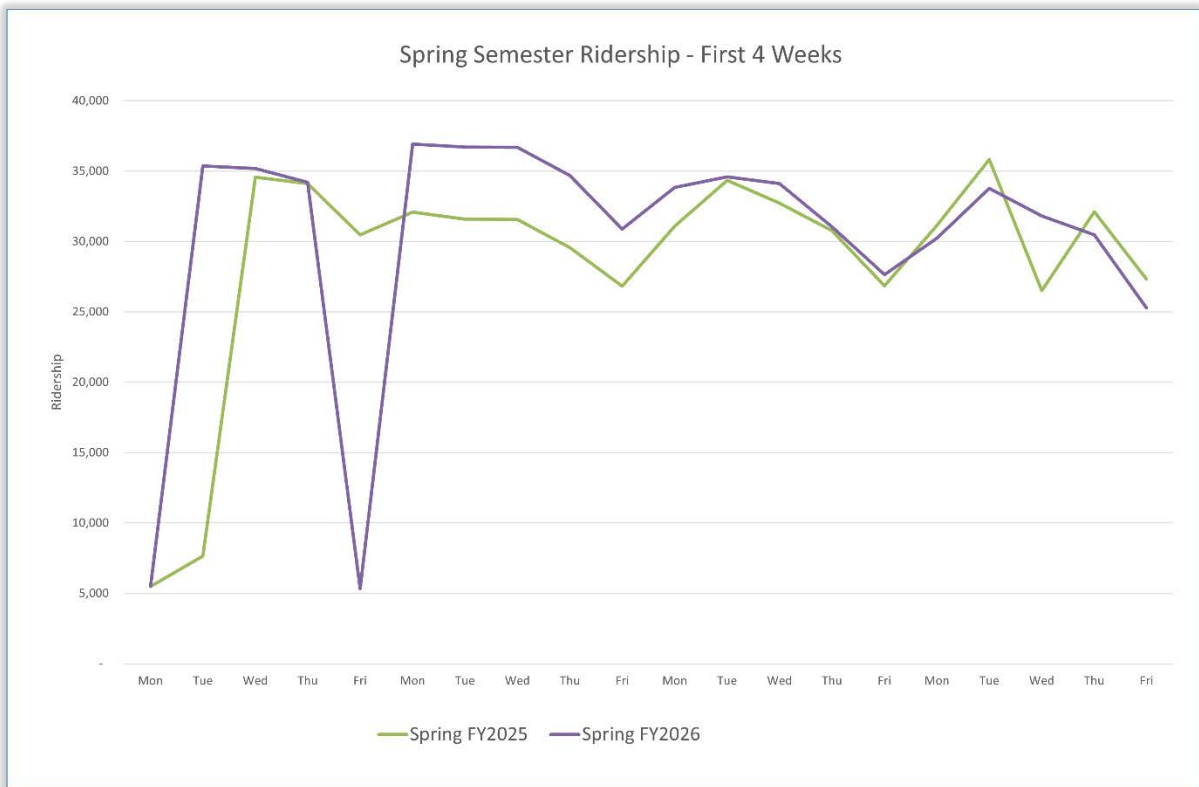


March 19, 2026
Monthly Report
CyRide Resource: Barbara Neal

1. Spring Semester Ridership Update

Since the start of the spring semester, ridership has closely mirrored last year's spring service patterns, with overall system usage trending upward. Through the first four weeks, total ridership is up 4.8% compared to the same period last year. The highest ridership day so far this semester was Monday, January 26, with 36,926 passenger trips.

The following graph illustrates daily ridership for the first four weeks of spring service compared to the same period in 2025.



2. Dial-A-Ride Survey and Contract

CyRide conducts an annual Dial-A-Ride (DAR) survey to gather customer feedback and identify opportunities to improve service. Survey results are used to provide performance feedback to the contractor and monitor overall service quality.

Beginning March 2, CyRide began contacting all eligible DAR customers by email and telephone to complete the annual customer satisfaction survey. Results, including comparisons to prior years, will be presented at a future Transit Board meeting.

At the May 2023 meeting, the Transit Board approved a three-year contract with Heart of Iowa Regional Transit Agency (HIRTA) for DAR service, with options to extend the agreement for up to two additional years. FY 2027 represents the fourth year of the contract. CyRide will confirm HIRTA's interest in continuing to provide DAR service on behalf of CyRide.

3. Fuel Update

Fuel prices have experienced increased volatility in recent weeks. While diesel prices remained below budgeted levels earlier in the fiscal year, market conditions shifted in late February and early March, resulting in a noticeable increase in both #2 diesel and biodiesel costs.

CyRide's FY26 fuel budget was developed using an assumed blended fuel cost of \$3.15 per gallon. Based on year-to-date pricing trends and fuel consumption patterns, we currently anticipate remaining within the overall adopted fuel budget.

Fuel market volatility is expected to continue. We will closely monitor prices and bring an action item to the Transit Board if fuel prices approach the budgeted level.

4. Ames Intermodal Facility Leases

The Ames Intermodal Facility has three tenants: HIRTA, Jefferson Lines, and the Ames Police Department. The two commercial tenants pay a monthly lease rate that is evaluated annually based on the change in the Producer Price Index (PPI) from December to December. Any rent adjustments take effect on July 1.

The PPI increased 2.0% over the past year. Consistent with the lease terms and following Executive Committee review, the FY 2027 lease rates will reflect the 2.0% adjustment.

5. Public Transit Management System (PTMS) Bus Replacement Funding

At the May 12, 2025, Transit Board meeting, the Board approved CyRide's state grant application to replace up to nineteen 40' buses that have exceeded their useful life. This request was submitted as part of a \$57.5 million statewide federal transit funding award administered through the Iowa Department of Transportation to support vehicle replacements and facility improvements. The State is currently working with transit systems to finalize project funding allocations, including the number of vehicles to be funded, as agencies evaluate recent vehicle cost increases. At this time, no action is required. This item will be brought back to the Transit Board once final award information is available.

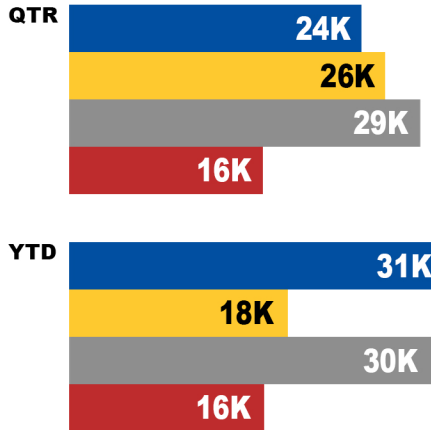
6. Second Quarterly Report

Each quarter, a detailed report is prepared on the overall performance of CyRide, including fixed-route, Dial-A-Ride, and Moonlight Express services. These reports are used to track performance over time and monitor system trends. Attached is the quarterly operations report and summary of key performance measures for the second quarter of the fiscal year, October 2025 through December 2025.

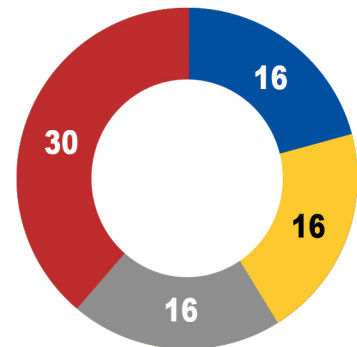
CyRide Quarterly Operations Report

October 1, 2025 to December 31, 2025 (2nd Quarter FY26)
System Overview - Safety/Fleet

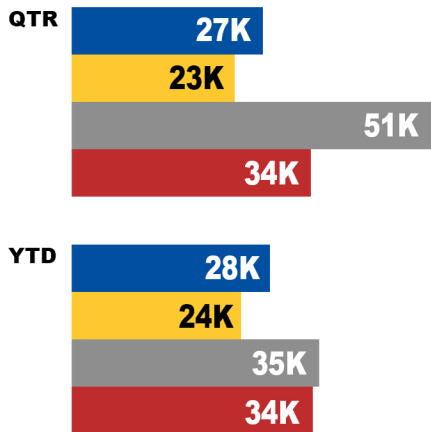
Miles between Preventable Accidents



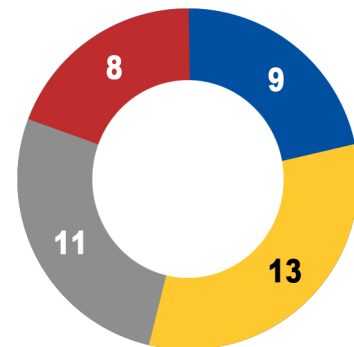
Preventable Accidents per Quarter



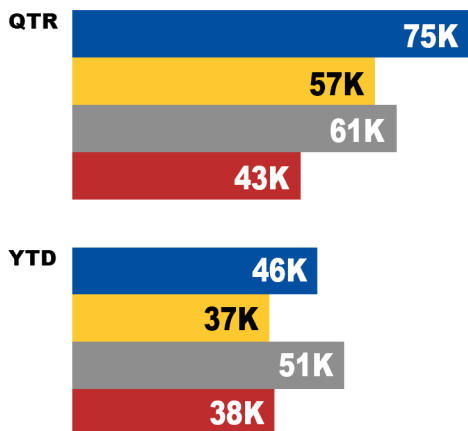
Miles between Major Mechanical Issues



Road Calls per Quarter



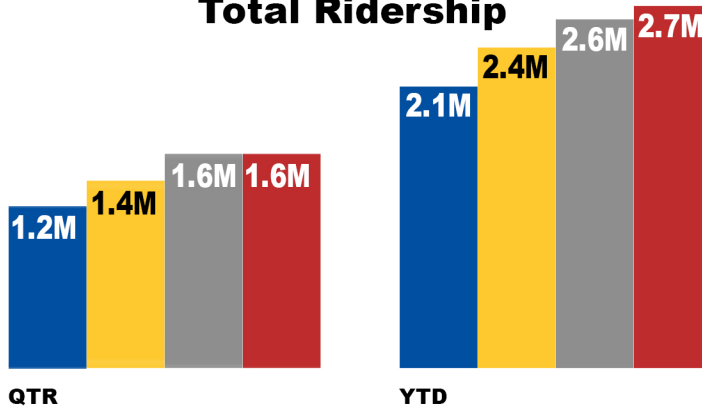
Passengers per Comment



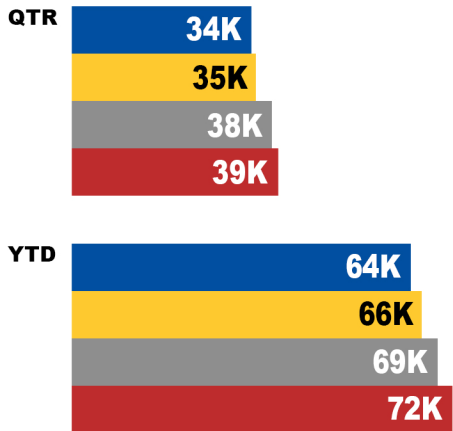
CyRide Quarterly Operations Report

October 1, 2025 to December 31, 2025 (2nd Quarter FY26)
System Overview - Efficiency

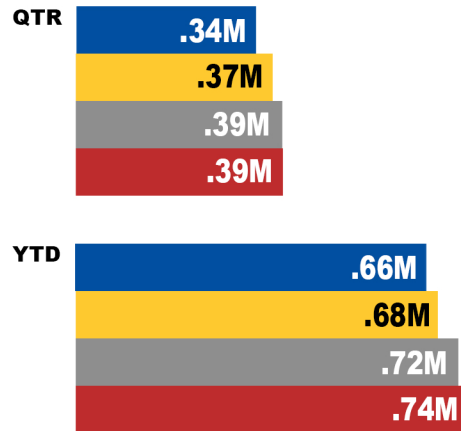
Total Ridership



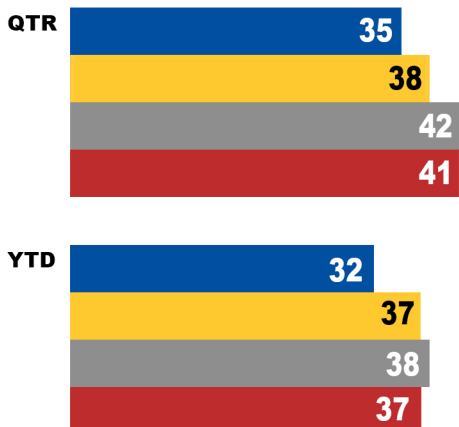
Revenue Hours



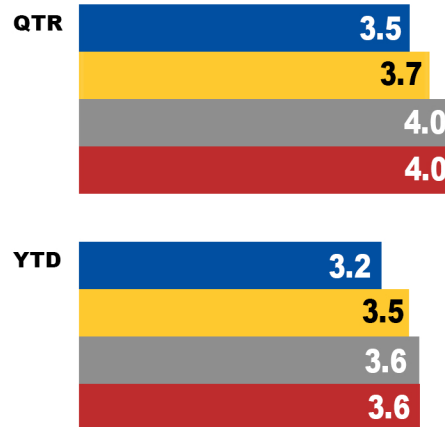
Revenue Miles



Passengers per Revenue Hour



Passengers per Revenue Mile



CYRIDE QUARTERLY OPERATIONS REPORT

October 1st, 2025 to December 31st, 2025 (2nd Quarter)

	FY 2026 2nd Qtr	FY 2025 2nd Qtr	% CHANGE	FY 2026 YTD	FY 2025 YTD	% CHANGE
MAINTENANCE						
Interior Clean	8	41	-80.5%	67	114	-41.2%
Shop Road Calls	8	11	-27.3%	17	25	-32.0%
Miles per Shop Road Call	59,598	41,798	42.6%	53,768	33,582	60.1%
NTD Minor Mech.	186	134	38.8%	327	292	12.0%
NTD Major Mech.	14	9	55.6%	27	24	12.5%
Total NTD Mechanical Prob.	200	143	39.9%	354	316	12.0%
Miles per Major Mech.	34,056	51,087	-33.3%	33,854	34,982	-3.2%
Gasoline Vehicles						
Gas Miles Driven	49,778	46,645	6.7%	108,550	87,350	24.3%
Total Gallons Gas	5,261	5,751	-8.5%	12,044	11,533	4.4%
Total Gas Cost	\$12,863	\$15,327	-16.1%	\$30,393	\$32,777	-7.3%
Avg. Gas Cost/Gallon	\$2.44	\$2.67	-8.3%	\$2.52	\$2.84	-11.2%
Gas Cost per Mile	\$0.26	\$0.33	-21.4%	\$0.28	\$0.38	-25.4%
Average Gas MPG	9.5	8.1	16.6%	9.0	7.6	19.0%
Diesel Vehicles						
Diesel Miles Driven	415,124	400,724	3.6%	783,297	728,604	7.5%
Total Gallons Diesel	105,334	102,472	2.8%	156,807	169,962	-7.7%
Total Diesel Cost	\$251,005	\$236,722	6.0%	\$382,330	\$398,900	-4.2%
Avg. Diesel Cost/Gallon	\$2.38	\$2.31	3.2%	\$2.44	\$2.35	3.9%
Diesel Cost per Mile	\$0.60	\$0.59	2.4%	\$0.49	\$0.55	-10.8%
Average Diesel MPG	4.0	3.9	1.4%	4.0	4.3	-6.2%
Electric Vehicles						
Electric Miles Driven	11,884.0	12,412.0	-4.3%	22,202.0	23,606.0	-5.9%
All Vehicles						
Total Miles Driven	476,786	459,781	3.7%	914,049	839,560	8.9%
Total Gallons Fuel	110,595	108,223	2.2%	168,851	181,495	-7.0%
Total Fuel Cost	\$263,867	\$252,049	4.7%	\$412,723	\$431,677	-4.4%
Avg. Cost/Gallon	\$2.39	\$2.33	2.4%	\$2.44	\$2.38	2.8%
Total Cost per Mile	\$0.57	\$0.56	0.7%	\$0.46	\$0.53	-12.5%
Avg. MPG all Vehicles	4.2	4.1	1.7%	5.3	4.5	17.5%
Small Bus/Sup. Mileage	25,529	29,368	-13.1%	59,430	56,317	5.5%
Large Bus Mileage	451,257	430,413	4.8%	854,619	783,243	9.1%
% Rev. Mi./Total Miles	82.4%	86.0%	-4.3%	80.9%	86.0%	-5.9%
Percentage Small Bus	5.4%	6.4%	-16.2%	6.5%	6.7%	-3.1%
Maintenance Expense	\$947,391	\$1,005,337	-5.8%	\$1,636,917	\$1,688,016	-3.0%

CYRIDE QUARTERLY OPERATIONS REPORT

October 1st, 2025 to December 31st, 2025 (2nd Quarter)

	FY 2026 2nd Qtr	FY 2025 2nd Qtr	% CHANGE	FY 2026 YTD	FY 2025 YTD	% CHANGE
OPERATIONS						
Total Passengers	1,588,409	1,595,174	-0.4%	2,650,546	2,604,627	1.8%
Average Drivers per Month	155.0	157.0	-1.3%	154.4	153.8	0.4%
Driving Hours	52,502	52,073	0.8%	98,771	95,320	3.6%
Drivers Late	80	46	73.9%	150	82	82.9%
Drivers No Show	10	12	-16.7%	14	26	-46.2%
Late/No Show per Driver	0.58	0.37	57.2%	1.06	0.70	51.3%
Total Comments	37	26	42.3%	69	51	35.3%
Driver Fault	17	11	54.5%	30	23	30.4%
System Complaints	7	3	133.3%	18	4	350.0%
Service Requests	4	1	300.0%	7	2	250.0%
Compliments	2	2	0.0%	3	3	0.0%
Passengers/Comment	<u>42,930</u>	<u>61,353</u>	<u>-30.0%</u>	<u>38,414</u>	<u>51,071</u>	<u>-24.8%</u>
Pass./Complaint (D & U)	46,718	72,508	-35.6%	44,176	56,622	-22.0%
Driving Hours/Comment	1,419	2,003	-29.2%	1,431	1,869	-23.4%
Driving Hrs/Comment (D&U)	1,544	2,367	-34.8%	1,646	2,072	-20.6%
Accident Reports	38	23	65.2%	75	42	78.6%
Preventable Accidents	30	16	87.5%	57	28	103.6%
Percent Preventable	78.9%	69.6%	13.5%	76.0%	66.7%	14.0%
Miles/Prev. Accident	15,893	28,736	-44.7%	16,036	29,984	-46.5%
Hours/Prev. Accident	1,750	3,255	-46.2%	1,733	3,404	-49.1%
Unreported Accidents	3	4	-25.0%	6	6	0.0%
Damage to Buses/Equip.						
Caused by CyRide	7,924.81	14,294.46	-44.6%	13,621.85	19,048.20	-28.5%
Caused by Others	4,073.74	614.15	563.3%	10,909.18	4,186.75	160.6%
Caused by Unreported	907.32	1,937.10	-53.2%	1,504.27	2,106.60	-28.6%
Claims by Others (#)	2	1	100.0%	5	3	66.7%
Claims by Others (\$)	\$2,137	\$35	6095.4%	\$4,903	\$2,058	138.3%
Personal Injury Claims	\$0	\$0	#DIV/0!	\$0	\$0	#DIV/0!
Operations Expense	\$2,614,560	\$2,428,113	7.7%	\$4,684,282	\$4,107,410	14.0%
SYSTEM TOTAL						
Passengers	1,588,409	1,595,174	-0.4%	2,650,546	2,604,627	1.8%
Revenue Miles	392,675	395,551	-0.7%	739,180	721,796	2.4%
Revenue Hours	38,768	38,241	1.4%	71,759	69,078	3.9%
Revenue Miles per Hour	10.1	10.3	-2.1%	10.3	10.4	-1.4%
Pass./Rev. Mile	4.0	4.0	0.3%	3.6	3.6	-0.6%
Pass./Rev. Hour	41.0	41.7	-1.8%	36.9	37.7	-2.0%
Operations Expense	\$2,614,560	\$2,428,113	7.7%	\$4,684,282	\$4,107,410	14.0%
Maintenance Expense	<u>\$947,391</u>	<u>\$1,005,337</u>	<u>-5.8%</u>	<u>\$1,636,917</u>	<u>\$1,688,016</u>	<u>-3.0%</u>
Total Expenses	<u>\$3,561,951</u>	<u>\$3,433,450</u>	<u>3.7%</u>	<u>\$6,321,199</u>	<u>\$5,795,426</u>	<u>9.1%</u>
Farebox Revenue	\$43,009	\$44,108	-2.5%	\$102,095	\$112,083	-8.9%
Rev./Exp. Ratio	1.2%	1.3%	-6.0%	1.6%	1.9%	-16.5%
Oper. Exp./Passenger	\$2.24	\$2.15	4.2%	\$2.38	\$2.23	7.2%
Oper. Exp./Rev. Mile	\$9.07	\$8.68	4.5%	\$8.55	\$8.03	6.5%
Oper. Exp./Rev. Hour	\$91.88	\$89.78	2.3%	\$88.09	\$83.90	5.0%

CYRIDE QUARTERLY OPERATIONS REPORT

October 1st, 2025 to December 31st, 2025 (2nd Quarter)

	FY 2026 2nd Qtr	FY 2025 2nd Qtr	% CHANGE	FY 2026 YTD	FY 2025 YTD	% CHANGE
FIXED ROUTE						
Fixed Route Passengers	1,579,215	1,585,067	-0.4%	2,634,011	2,587,632	1.8%
Shuttle Passengers	0	0	#DIV/0!	0	0	#DIV/0!
Total Passengers	<u>1,579,215</u>	<u>1,585,067</u>	<u>-0.4%</u>	<u>2,634,011</u>	<u>2,587,632</u>	<u>1.8%</u>
Transfers	4,998	6,124	-18.4%	10,859	15,008	-27.6%
Revenue Miles	371,031	371,324	-0.1%	697,900	676,120	3.2%
Revenue Hours	37,053	36,507	1.5%	68,574	65,852	4.1%
Revenue Miles per Hour	10.0	10.2	-1.6%	10.2	10.3	-0.9%
Pass./Rev. Mile	4.3	4.3	-0.3%	3.8	3.8	-1.4%
Pass./Rev. Hour	42.6	43.4	-1.8%	38.4	39.3	-2.2%
Operations Expense	\$2,510,761	\$2,322,555	8.1%	\$4,479,716	\$3,907,913	14.6%
Maintenance Expense	\$932,360	\$990,087	-5.8%	\$1,612,277	\$1,664,234	-3.1%
Total Expenses	<u>\$3,443,121</u>	<u>\$3,312,642</u>	<u>3.9%</u>	<u>\$6,091,993</u>	<u>\$5,572,147</u>	<u>9.3%</u>
Farebox Revenue	\$36,347	\$36,958	-1.7%	\$88,411	\$98,361	-10.1%
Rev./Exp. Ratio	1.1%	1.1%	-5.4%	1.5%	1.8%	-17.8%
Exp./Passenger	\$2.18	\$2.09	4.3%	\$2.31	\$2.15	7.4%
Exp./Rev. Mile	\$9.28	\$8.92	4.0%	\$8.73	\$8.24	5.9%
Exp./Rev. Hour	\$92.93	\$90.74	2.4%	\$88.84	\$84.62	5.0%

DIAL-A-RIDE						
Passengers	3,850	4,233	-9.0%	7,850	8,146	-3.6%
Revenue Miles	15,234	17,559	-13.2%	30,772	35,277	-12.8%
Revenue Hours	1,101	1,120	-1.7%	2,156	2,212	-2.5%
Revenue Miles per Hour	13.8	15.7	-11.7%	14.3	15.9	-10.5%
Pass./Rev. Mile	0.25	0.24	4.8%	0.26	0.23	10.5%
Pass./Rev. Hour	3.5	3.8	-7.5%	3.6	3.7	-1.1%
Operations Expense	\$82,433	\$84,759	-2.7%	\$168,851	\$165,053	2.3%
Maintenance Expense	\$0	\$0	#DIV/0!	\$0	\$0	#DIV/0!
Total Expenses	<u>\$82,433</u>	<u>\$84,759</u>	<u>-2.7%</u>	<u>\$168,851</u>	<u>\$165,053</u>	<u>2.3%</u>
Farebox Revenue	\$6,662	\$7,150	-6.8%	\$13,684	\$13,722	-0.3%
Rev./Exp. Ratio	8.1%	8.4%	-4.2%	8.1%	8.3%	-2.5%
Exp./Passenger	\$21.41	\$20.02	6.9%	\$21.51	\$20.26	6.2%
Exp./Rev. Mile	\$5.41	\$4.83	12.1%	\$5.49	\$4.68	17.3%
Exp./Rev. Hour	\$74.87	\$75.68	-1.1%	\$78.31	\$74.62	4.9%

MOONLIGHT EXPRESS						
Passengers	5,344	5,874	-9.0%	8,685	8,849	-1.9%
Revenue Miles	6,410	6,668	-3.9%	10,508	10,399	1.0%
Revenue Hours	614	614	0.0%	1,029	1,014	1.5%
Revenue Miles per Hour	10.4	10.9	-3.9%	10.2	10.3	-0.4%
Pass./Rev. Mile	0.8	0.9	-5.4%	0.8	0.9	-2.9%
Pass./Rev. Hour	8.7	9.6	-9.0%	8.4	8.7	-3.3%
Operations Expense	\$21,366	\$20,799	2.7%	\$35,715	\$34,444	3.7%
Maintenance Expense	\$15,031	\$15,250	-1.4%	\$24,640	\$23,782	3.6%
Total Expenses	<u>\$36,397</u>	<u>\$36,049</u>	<u>1.0%</u>	<u>\$60,355</u>	<u>\$58,226</u>	<u>3.7%</u>
Exp./Passenger	\$6.81	\$6.14	11.0%	\$6.95	\$6.58	5.6%
Exp./Rev. Mile	\$5.68	\$5.41	5.0%	\$5.74	\$5.60	2.6%
Exp./Rev. Hour	\$59.24	\$58.67	1.0%	\$58.67	\$57.44	2.1%

CYRIDE QUARTERLY OPERATIONS REPORT

October 1st, 2025 to December 31st, 2025 (2nd Quarter)

	FY 2026 2nd Qtr	FY 2025 2nd Qtr	% CHANGE	FY 2026 YTD	FY 2025 YTD	% CHANGE
OPERATIONS REVENUE						
Farebox	\$43,009	\$44,108	-2.5%	\$102,095	\$112,083	-8.9%
Transit Contracts	\$0	\$0	#DIV/0!	\$0	\$0	#DIV/0!
I.S.U.	\$0	\$0	#DIV/0!	\$0	\$0	#DIV/0!
Student Government	\$0	\$2,943,760	-100.0%	\$681,976	\$2,943,760	-76.8%
City of Ames	\$992,591	\$0	#DIV/0!	\$1,207,580	\$0	#DIV/0!
IDOT - STA	\$289,764	\$287,120	0.9%	\$599,597	\$573,335	4.6%
Section 5307	\$574,461	\$433,098	32.6%	\$574,461	\$953,596	-39.8%
Other Grants	\$60,886	\$57,372	6.1%	\$124,807	\$119,698	4.3%
Other	\$119,416	\$133,673	-10.7%	\$201,791	\$220,765	-8.6%
Total Operating Revenue	<u>\$2,080,127</u>	<u>\$3,899,131</u>	<u>-46.7%</u>	<u>\$3,492,307</u>	<u>\$4,923,237</u>	<u>-29.1%</u>
TOTAL EXPENSES						
Administration	\$402,264	\$421,995	-4.7%	\$841,328	\$733,535	14.7%
Safety & Training	\$161,309	\$170,370	-5.3%	\$326,669	\$328,135	-0.4%
Promotion	\$1,564	\$0	#DIV/0!	\$1,564	\$0	#DIV/0!
Bldg. & Grounds	\$116,590	\$84,094	38.6%	\$221,842	\$175,851	26.2%
Fixed Route	\$3,443,121	\$3,312,642	3.9%	\$6,091,993	\$5,572,147	9.3%
Dial-A-Ride	\$82,433	\$84,759	-2.7%	\$168,851	\$165,053	2.3%
Moonlight Express	\$36,397	\$36,049	1.0%	\$60,355	\$58,226	3.7%
Operating Total	<u>\$4,243,678</u>	<u>\$4,109,909</u>	<u>3.3%</u>	<u>\$7,712,602</u>	<u>\$7,032,947</u>	<u>9.7%</u>
Farebox Revenue	\$43,009	\$44,108	-2.5%	\$102,095	\$112,083	-8.9%
Farebox Rev./Exp. Ratio	1.0%	1.1%	-5.6%	1.3%	1.6%	-16.9%
Admin. Expense/Pass.	\$0.43	\$0.42	1.2%	\$0.52	\$0.48	10.5%
Admin. Exp./Rev. Mile	\$1.74	\$1.71	1.5%	\$1.88	\$1.71	9.8%
Admin. Exp./Rev. Hour	\$17.58	\$17.69	-0.6%	\$19.39	\$17.91	8.2%
Total Expense/Passenger	\$2.67	\$2.58	3.7%	\$2.91	\$2.70	7.8%
Total Expense/Rev. Mile	\$10.81	\$10.39	4.0%	\$10.43	\$9.74	7.1%
Total Expense/Rev. Hour	\$109.46	\$107.47	1.9%	\$107.48	\$101.81	5.6%